



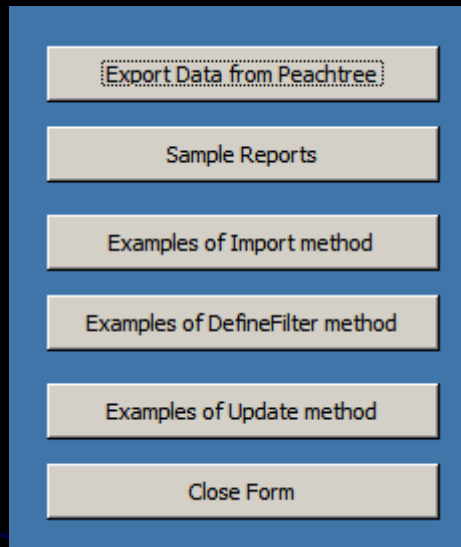
Introduction to the Multiware Toolkit

User Interface

Available Database Objects

Sample Code

Main Menu



A screenshot of a software interface titled "Main Menu". It features a vertical stack of six buttons within a blue-bordered container. The buttons are: "Export Data from Peachtree" (with a dashed border), "Sample Reports", "Examples of Import method", "Examples of DefineFilter method", "Examples of Update method", and "Close Form".

- | Export Data gets data from the currently opened company
- | Sample Reports uses the exported data for a variety of reports
- | Import Methods uses VBA code behind each button to demonstrate imports
- | Define Filter Methods has VBA code behind each button to demonstrate filters
- | Update Methods has VBA code behind each button to demonstrate updates

Exporting Data from Sage 50

Bellwether Garden Supply

Export Data from Peachtree

| Journals | Lists | Default Information | Other Data |
|----------------------------|------------------------|-------------------------|-------------------------|
| Adjustments Journal | Bill of Materials List | Customer Defaults | Company Information |
| Assemblies Journal | Chart of Accounts | Default Accounts | Expense Ticket Register |
| Cash Receipts Journal | Cost Code List | Inventory Item Defaults | Peachtree Data |
| General Journal | Customer List | Item Tax Types | Periods |
| Payments Journal | Employee List | Job Defaults | Sales Tax Authorities |
| Payroll Journal | Inventory Item List | Permissions | Sales Tax Codes |
| Purchase Journal | Job List | Shipping Methods | Time Ticket Register |
| Purchase Order Journal | Phase List | Vendor Defaults | |
| Sales Journal | Vendor List | | |
| Sales Order Journal | Work Ticket List | | |
| General Ledger Rows | | | |

Clear All Tables

Exports are arranged by categories.

Open the Form in design view, go to properties to VBA code behind each button

Example Reports

The screenshot shows a software window titled "Bellwether Garden Supply" with a sub-header "Example Reports". The window contains a grid of buttons organized into four columns: Journals, Lists, Default Information, and Other Data. The "Adjustments Journal" button in the first row of the Journals column is highlighted with a dashed border. A "Clear All Tables" button is located at the bottom right of the grid.

| Journals | Lists | Default Information | Other Data |
|------------------------|------------------------|-------------------------|-------------------------|
| Adjustments Journal | Bill of Materials List | Customer Defaults | Company Information |
| Assemblies Journal | Chart of Accounts | Default Accounts | Expense Ticket Register |
| Cash Receipts Journal | Cost Code List | Inventory Item Defaults | Peachtree Data |
| General Journal | Customer List | Item Tax Types | Periods |
| Payments Journal | Employee List | Job Defaults | Sales Tax Authorities |
| Payroll Journal | Inventory Item List | Permissions | Sales Tax Codes |
| Purchase Journal | Job List | Shipping Methods | Time Ticket Register |
| Purchase Order Journal | Phase List | Vendor Defaults | |
| Sales Journal | Vendor List | | |
| Sales Order Journal | Work Ticket List | | |
| General Ledger Rows | | | |

Clear All Tables

Reports are arranged by categories

Open the Form in design view, go to properties to VBA code behind each button

Import Methods

Bellwether Garden Supply

Examples of Import method

| Journals | Lists | Other Data |
|-------------------------------|------------------------|--------------------------------|
| Adjustments Journal | Bill of Materials List | Expense Ticket Register |
| Assemblies Journal | Chart of Accounts | Time Ticket Register |
| Cash Receipts Journal | Cost Code List | |
| General Journal | Customer List | |
| Payment of Invoice | Employee List | |
| Payment without invoice | Inventory Item List | |
| Payroll Journal | Job List | |
| Purchase Journal - not for PO | Phase List | |
| Purchase Journal - for PO | Vendor List | |
| Purchase Order Journal | Work Ticket List | |
| Sales Journal - not for SO | | Sales Journal, Tax and Freight |
| Sales Journal - for SO | | Sales Journal, no tax, Freight |
| Sales Order Journal | | Delete Sales Journal Entry |
| Prepayment from Customer | | |

Look at the code behind the buttons on this form to see how the Import method can be used for each object. See Peachtree help on importing to find out which fields of each object can be imported.

Import Examples are arranged by categories

Open the Form in design view, go to properties to VBA code behind each button

Define Filter Methods

Test DefineFilter

Examples of DefineFilter method

| Journals | Lists | Other Data |
|------------------------|------------------------|-------------------------|
| Adjustments Journal | Bill of Materials List | Expense Ticket Register |
| Assemblies Journal | Chart of Accounts | Sales Tax Authorities |
| Cash Receipts Journal | Cost Code List | Sales Tax Codes |
| General Journal | Customer List | Time Ticket Register |
| Payments Journal | Employee List | |
| Payroll Journal | Inventory Item List | |
| Purchase Journal | Job List | |
| Purchase Order Journal | Phase List | |
| Sales Journal | Vendor List | |
| Sales Order Journal | Work Ticket List | |
| General Ledger Rows | | |

The code behind each button sets the DefineFilter parameters to specific values then exports the data using those filter parameters. You should edit this code to set the parameters to values you would like to test.

Define Filter Examples are arranged by categories

Open the Form in design view, go to properties to VBA code behind each button

See 1.6.1 Using the DefineFilter Method in the Reference Manual for an explanation of filter use.

Fields available for filtering have a required order.

Update Examples

Test Updates

Examples of Update method

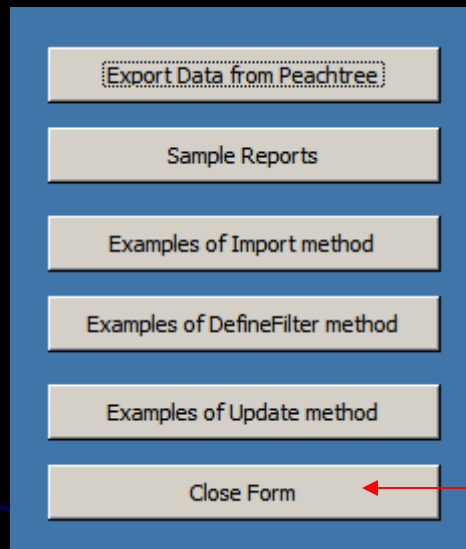
| Journals | Lists | Other Data |
|------------------------|------------------------|-------------------------|
| Adjustments Journal | Bill of Materials List | Expense Ticket Register |
| Assemblies Journal | Chart of Accounts | Time Ticket Register |
| Cash Receipts Journal | Cost Code List | |
| General Journal | Customer List | |
| Payments Journal | Employee List | |
| Payroll Journal | Inventory Item List | |
| Purchase Journal | Job List | |
| Purchase Order Journal | Phase List | |
| Sales Journal | Vendor List | |
| Sales Order Journal | Work Ticket List | |

These examples are designed to modify and update an existing record. In order to avoid altering real data records the examples only work on demo records that were created from the "Examples of import method" form. Before trying a specific update, please import a corresponding demo record of the same type first.

Update Examples are arranged by categories

Open the Form in design view, go to properties to VBA code behind each button

To View DB Objects



A vertical menu of buttons with a blue border. The buttons are stacked vertically and contain the following text from top to bottom: "Export Data from Peachtree", "Sample Reports", "Examples of Import method", "Examples of DefineFilter method", "Examples of Update method", and "Close Form". A red arrow points to the "Close Form" button.

- Export Data from Peachtree
- Sample Reports
- Examples of Import method
- Examples of DefineFilter method
- Examples of Update method
- Close Form

MS Access Tables

| | | |
|-----------------------------------|--------------------------------------|-----------------------------------------|
| Create table in Design view | General Journal Headers | Sales Journal Serial Numbers |
| Create table by using wizard | General Journal Rows | Sales Order Journal Headers |
| Create table by entering data | General Ledger Rows | Sales Order Journal Rows |
| Adjustments Journal | Inventory Item Defaults | Sales Tax Authorities |
| Assemblies Journal Headers | Inventory Items Components | Sales Tax Codes |
| Assemblies Journal Rows | Inventory Items List | Shipping Methods |
| Assemblies Journal Serial Numbers | Inventory Items Primary Attributes | Startup data |
| Bill of Materials | Inventory Items Sales Prices | tbl_MWSettings |
| Bill of Materials Components | Inventory Items Secondary Attributes | Temporary Cash Receipts Journal Report |
| Cash Receipts Journal Headers | Item Tax Types | Temporary Payments Journal Report |
| Cash Receipts Journal Rows | Job Defaults | Temporary Payroll Journal Report |
| Chart of Accounts | Job Distributions | Temporary Purchase Journal Report |
| Chart of Accounts Amounts | Job List | Temporary Purchase Order Journal Report |
| Chart of Accounts Budget | Lookup Filing Status | Temporary Sales Journal Report |
| Chart of Accounts Revised | Lookup Payroll Pay Method | Temporary Sales Order Journal Report |
| Company Information | Payments Journal Headers | Time Ticket Register |
| Cost Code List | Payments Journal Rows | Unit Of Measure List |
| Current Company | Payroll Journal Headers | Vendor Defaults |
| Customer Defaults | Payroll Journal Job Rows | Vendor List |
| Customer List | Payroll Journal Pay Rows | Vendor List Detail |
| Customer List Detail | Peachtree Data | Vendor List RemitTo Addresses |
| Customer List ShipTo Addresses | Periods | Work Ticket Components |
| Default Accounts | Permission Summary | Work Ticket List |
| Employee Direct Deposit Accounts | Permissions | |
| Employee EE Fields | Phase List | |
| Employee ER Fields | Purchase Journal Headers | |
| Employee List | Purchase Journal Rows | |
| Employee Pay Info | Purchase Order Journal Headers | |
| Employee Raise History | Purchase Order Journal Rows | |
| Expense Ticket Register | Sales Journal Headers | |
| General Data | Sales Journal Rows | |

Table names reflect the tables & journals available in Sage 50

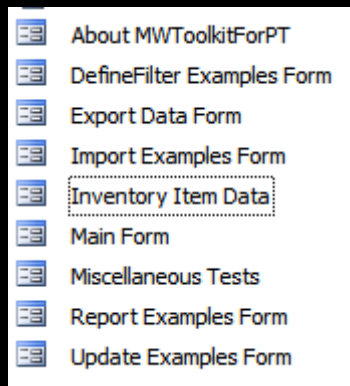
Report Queries

- qry Assemblies Journal Report
- qry Bill of Materials Report
- qry Cash Receipts Journal Report
- qry Employee List Report
- qry General Journal Report
- qry Payments Journal Report
- qry Payroll Journal Report
- qry Purchase Journal Report
- qry Purchase Order Journal Report
- qry Sales Journal Report
- qry Sales Order Journal Report
- qry Temporary Sales Journal Report
- qry Work Ticket List Report
- qry Work Ticket Serial Numbers

Report Examples require marshalling data via queries.

Open the queries in design view to inspect the assembly of data for the reports.

Forms



Form objects basically reflect the buttons on the Main Menu.

Inventory Item Data requires Exporting the Inventory Items LIST before it will work.








































Misc Tests is for Multiware special tests.

Reports

- Create report in Design view
- Create report by using wizard
- Adjustments Journal
- Assemblies Journal
- Bill of Materials
- Cash Receipts Journal
- Chart of Accounts
- Company Information
- Cost Code List
- Customer Defaults
- Customer List
- Default Accounts
- Employee List
- Expense Ticket Register
- General Journal
- General Ledger Rows
- Inventory Item Defaults
- Inventory Item List
- Item Tax Types
- Job Defaults
- Job List
- Payments Journal
- Payroll Journal
- Peachtree Data
- Periods
- Permissions
- Phase List
- Purchase Journal
- Purchase Order Journal
- Sales Journal
- Sales Order Journal
- Sales Tax Authorities
- Sales Tax Codes
- Shipping Methods
- Time Ticket Register
- Vendor Defaults
- Vendor List
- Work Ticket Components
- Work Ticket List
- Work Ticket Serial Numbers

The reports behind the Report Examples can be examined by opening any of these report objects in design view.

VBA Code Modules

| | |
|-------------------------------------------------------------------------------------------------------------|-----------------------------------------------------------------------------------------------------------------|
|  Access specific support |  Payments Journal |
|  Adjustments Journal |  Payroll Journal |
|  Assemblies Journal |  Peachtree Data |
|  Bill of Materials |  Periods |
|  Cash Receipts Journal |  Permissions |
|  Chart of Accounts |  Phase List |
|  Company Information |  Purchase Journal |
|  Cost Code List |  Purchase Order Journal |
|  Customer Defaults |  Sales Journal |
|  Customer List |  Sales Order Journal |
|  Default Accounts |  Sales Tax Authorities |
|  Employee List |  SalesTaxCodes |
|  Expense Ticket Register |  Shipping Methods |
|  General Journal |  Support routines for examples |
|  General Ledger Rows |  Time Ticket Register |
|  Inventory Item Defaults |  Unit of Measure List |
|  Inventory Items List |  Vendor Defaults |
|  Item Tax Types |  Vendor List |
|  Job Defaults |  Work Ticket List |
|  Job List | |

VBA Code modules that do the work behind each button are organized by Sage 50/Peachtree accounting module.

Open the module in design view to inspect the VBA code.

Excel Front End



From the Start button, navigate to the MW Toolkit folder to see the Excel FE for the mwToolkit.

All of the same Sage 50/Peachtree accounting objects are exposed there for your use if you prefer to work with Excel.

Similarly VBA code is behind each button. Alt F11 will open the VBA IDE where you can inspect the code.

