



# **Introduction to PawCom2**

## **Access Front End**

**User Interface**

**Available Database Objects**

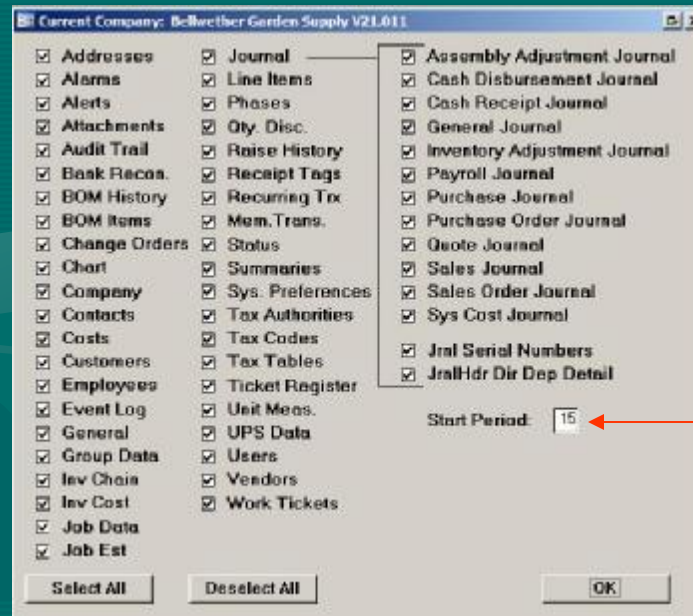
**Sample Code**

# Main Menu

All of the functionality is managed from the Main Menu.



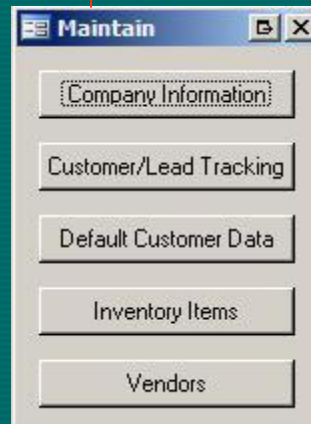
First the user selects the target Sage 50/Peachtree company  
Next user selects target data. Less selections gives faster results.



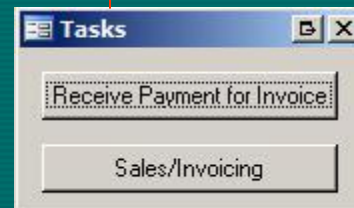
Start Period can be 15 or >  
for current periods or 0 for  
all data.



Refresh will pull fresh data from Sage 50/Peachtree for the selected tables.



Maintain provides MS Access Form examples for maintaining the listed entities.



Tasks provides MS Access Form examples for the listed tasks.

Each Maintenance & Task form is accompanied by **complete VBA code examples.**

Configuration Refresh Maintain Tasks Reports Demos Help Close Form Exit

**Sample Reports**

Update data if stale

Customers & Sales		Vendors & Purchases	Employees Payroll	Inventory	Miscellaneous
Aged Receivables by Customer	Paid Invoices by Sales Rep	Cash Disbursement Journal	Default Employee General	Aged Inventory	Alarms
Aged Receivables by SalesRep	Profit Margin by Sales Rep	Default Vendor Data	Default Employee EE Fields	Assembly Adjustment Journal	Alerts
Average Days to Payment	Quote Journal Header	Purchase Journal Header	Default Employee ER Fields	Assemblies	Attachments
Cash Receipt Journal	Quote Journal Detail	Purchase Journal Detail	Default Employee Pay Levels	BOM Items	Audit Trail
Cost of Sales	Sales by Item	Purchase Order Jml Header	Employees	Default Inventory Data	Company Information
Customer List	Sales by Item Monthly Summary	Purchase Order Jml Detail	Employee EE Data	Default Price Levels	Default Tax Types
Customer Mailing Labels	Sales by Item Summary	Vendor Ledger	Employee ER Data	Inventory Adjustments	Event Log
Customer Details	Sales by Sales Rep	Vendor List	Employee Pay Info	Inventory Adjustments by Job	General Data
Customer Notes	Sales Journal Header	Vendor Details	Employee Payroll Detail	Inventory Sales by Customer	Sales Tax Codes
Customer Tasks	Sales Journal Detail		Payroll Journal Header	Inventory Sales by Zipcode	Tax Authorities
CR: Payment Summary	Sales Order Items Sold Daily		Payroll Journal Job Detail	Item Costing	Tax Tables
Default Customer Data	Sales Order Journal Header		Payroll Journal Pay Detail	Item Details	Tickets
Default Ship Method	Sales Order Journal Detail	<b>Jobs</b>		Item Labels	Users
Default Statement Data	Unpaid Invoices	Cost Codes		Items Sold to Customers	
Invoice Register		Default Job Data	<b>General Ledger</b>		
Open Sales by Job		Job Data	Chart of Accounts		
		Job Expenses	Default GL Accounts		
		Job Profitability	General Journal		
		Job Profitability Detail	General Ledger		
		Job Profitability Summary	Income Statement		
		Phase Codes	Trial Balance		

All reports check for stale data & refresh optionally depending on user settings.

Sample Reports cover a wide variety of user interests. Report designs & complete VBA sample code are provided.

The screenshot shows a software interface with a top navigation bar and a main window titled 'Demos'. The navigation bar includes buttons for Configuration, Refresh, Maintain, Tasks, Reports, Demos, Help, Close Form, and Exit. An orange arrow points from the 'Demos' button in the navigation bar to the 'Demos' window. The 'Demos' window is divided into three columns:

- Updates\***: Contains buttons for 'Update All' and 'Update Flagged'. Below these buttons is a text description: 'Updates Customer, Employee, Line Item, Ticket, and Vendor'.
- Maintenance Objects**: Contains buttons for 'Add New Customer', 'Add New Employee', 'Add New Line Item', 'Add New Time Ticket', and 'Add New Vendor'.
- Add Record to Journal**: Contains buttons for 'Assembly Adjustment', 'Cash Disbursement', 'Cash Receipt Applied to Revenues', 'General Journal', 'Inventory Adjustment', 'Purchase', 'Purchase Applied to Purchase Order', 'Purchase Order', 'Quote', 'Sales Applied to Invoice', 'Sales Credit Memo', and 'Sales Order'.

Examples of imports are provided from this form.

VBA sample code behind the form shows how to update or add new records.

From these examples you can derive most any update or add new record handlers. (Requires modest software engineering skills)

# Access Database Objects: Tables

Linked tables represent tables in Sage 50/Peachtree Btrieve database.

Local tables are work tables used by the application.

<ul style="list-style-type: none"> <li>[-] Create table in Design view</li> <li>[-] Create table by using wizard</li> <li>[-] Create table by entering data</li> <li>[-] Account Segments</li> <li>[-] Addresses</li> <li>[-] Allocat</li> <li>[-] Alarms</li> <li>[-] Alert</li> <li>[-] Archived Budget Summary</li> <li>[-] Archived Chart Summary</li> <li>[-] Archived Period Info</li> <li>[-] AttachmentBundles</li> <li>[-] Attachments</li> <li>[-] Audit Trail</li> <li>[-] Average Day to Pay</li> <li>[-] Bank Reconciliation Detail</li> <li>[-] Bank Reconciliation Header</li> <li>[-] Batch Posting Data</li> <li>[-] BOMHistory</li> <li>[-] BOMHistory Components</li> <li>[-] BOMItems</li> <li>[-] Budget</li> <li>[-] BudgetDetail</li> <li>[-] Cash Flow</li> <li>[-] Cash Flow Account</li> <li>[-] Cash Flow Transaction</li> <li>[-] Change Order</li> <li>[-] Change Order Detail</li> <li>[-] Chart Detail</li> <li>[-] Chart Header</li> <li>[-] Chart Lookup</li> <li>[-] Chart Paged Detail</li> <li>[-] Company Info</li> <li>[-] Contacts</li> <li>[-] Cost Codes</li> <li>[-] Current Company</li> <li>[-] Customer Contacts</li> <li>[-] Customer Custom Fields</li> </ul>	<ul style="list-style-type: none"> <li>[-] Customer Custom Labels</li> <li>[-] Customer Detail</li> <li>[-] Customer General Fields</li> <li>[-] Customer General Labels</li> <li>[-] Customer Header</li> <li>[-] Customer Ids</li> <li>[-] Customer Lookup</li> <li>[-] Customer Notes</li> <li>[-] Customer ShipTo Addresses 2</li> <li>[-] Customer ShipTo Custom Labels</li> <li>[-] Customer Tasks</li> <li>[-] Default Customer Data</li> <li>[-] Default Employee EE Fields</li> <li>[-] Default Employee ER Fields</li> <li>[-] Default Employee General Data</li> <li>[-] Default Employee Other Boxes</li> <li>[-] Default Employee Pay Levels</li> <li>[-] Default Employee Payroll Lookup</li> <li>[-] Default Employee PR Deduct/Add Order</li> <li>[-] Default Employee Status</li> <li>[-] Default Employee W-2 Boxes</li> <li>[-] Default GL Accounts</li> <li>[-] Default Inventory Data</li> <li>[-] Default Job Data</li> <li>[-] Default Pay Method</li> <li>[-] Default Price Levels</li> <li>[-] Default Review Rating</li> <li>[-] Default Ship Method</li> <li>[-] Default Statement Data</li> <li>[-] Default Tax Types</li> <li>[-] Default Vendor Data</li> <li>[-] Earning Summary</li> <li>[-] Earning Summary (M) Fields</li> <li>[-] Earning Summary Wage</li> <li>[-] Employee Data Deprecial Data</li> <li>[-] Employee EE Detail</li> <li>[-] Employee LR Detail</li> </ul>	<ul style="list-style-type: none"> <li>[-] Employee Header</li> <li>[-] Employee Lookup</li> <li>[-] Employee Pay Info</li> <li>[-] Employee Payroll Detail</li> <li>[-] Employee Payroll Field</li> <li>[-] Employee Review</li> <li>[-] Event Log</li> <li>[-] Filtered Report Data</li> <li>[-] Filtered Reports</li> <li>[-] General Data</li> <li>[-] General Data 2</li> <li>[-] Group Data Detail</li> <li>[-] Group Data Header</li> <li>[-] ID List</li> <li>[-] Inventory Beginning Balance</li> <li>[-] Inventory Chain</li> <li>[-] Inventory Cost</li> <li>[-] Job Data</li> <li>[-] Job Estimate</li> <li>[-] Job Profitability Report</li> <li>[-] Job Log</li> <li>[-] JobList</li> <li>[-] JobList DR/DB Detail</li> <li>[-] JobList</li> <li>[-] Line Item Attributes</li> <li>[-] Line Item Components</li> <li>[-] Line Item Header</li> <li>[-] Line Item History</li> <li>[-] Line Item Lookup</li> <li>[-] Line Item Print Levels</li> <li>[-] Lookup 1099 Settings</li> <li>[-] Lookup 1099 Type</li> <li>[-] Lookup Account Type</li> <li>[-] Lookup Aged Descriptions</li> <li>[-] Lookup Aging Groups</li> <li>[-] Lookup Alert ApplyTo</li> <li>[-] Lookup Alert Condition</li> </ul>	<ul style="list-style-type: none"> <li>[-] Lookup Alert Type</li> <li>[-] Lookup Alert Valid States</li> <li>[-] Lookup Attachment Item Type</li> <li>[-] Lookup Audit Trail Action Code</li> <li>[-] Lookup Audit Trail Type</li> <li>[-] Lookup Billing Status</li> <li>[-] Lookup Billing Type</li> <li>[-] Lookup Costing Method</li> <li>[-] Lookup Credit Status Description</li> <li>[-] Lookup Default Employee W-2 Box 14 Code</li> <li>[-] Lookup Default Employee W-2 Box Date</li> <li>[-] Lookup Default Employee W-2 Field Value</li> <li>[-] Lookup Employee Employment Status</li> <li>[-] Lookup Employee Ethnicity</li> <li>[-] Lookup Employee Gender</li> <li>[-] Lookup Employee IS/Verification Status</li> <li>[-] Lookup Employee Marital Status</li> <li>[-] Lookup EventCategory</li> <li>[-] Lookup EventType</li> <li>[-] Lookup Filing Status</li> <li>[-] Lookup Form of Business</li> <li>[-] Lookup Gender</li> <li>[-] Lookup Government</li> <li>[-] Lookup Inventory Cost Code</li> <li>[-] Lookup Item Class</li> <li>[-] Lookup Job Billing Method</li> <li>[-] Lookup Journal Name</li> <li>[-] Lookup Memorized Transaction Type</li> <li>[-] Lookup Month Name</li> <li>[-] Lookup Pay Frequency</li> <li>[-] Lookup Pay Level</li> <li>[-] Lookup Pay Method</li> <li>[-] Lookup Pay Type</li> <li>[-] Lookup Posting Type</li> <li>[-] Lookup Price Level Method</li> <li>[-] Lookup Price Level Reasoning</li> <li>[-] Lookup Price Level Use</li> <li>[-] Lookup Recurrence Rate</li> </ul>	<ul style="list-style-type: none"> <li>[-] Lookup Statement Print Info</li> <li>[-] Lookup States</li> <li>[-] Lookup Tax Authority BasedOn</li> <li>[-] Lookup User Access Codes</li> <li>[-] Lookup Vendor Insurance Type</li> <li>[-] Lookup Warranty Period</li> <li>[-] Maintain Customer Invoice Detail</li> <li>[-] Maintain Customer Invoice History</li> <li>[-] Memorized Transaction Detail</li> <li>[-] Memorized Transaction Header</li> <li>[-] Options</li> <li>[-] Passwords</li> <li>[-] Paths</li> <li>[-] PayTrack Version</li> <li>[-] PaymentMethods</li> <li>[-] Periods</li> <li>[-] Phase Codes</li> <li>[-] Pick Customer</li> <li>[-] Quantity Discount</li> <li>[-] Rate History</li> <li>[-] Receipt Tags</li> <li>[-] Recently Opened Companies</li> <li>[-] Requiring Transactions</li> <li>[-] Reports</li> <li>[-] Rates</li> <li>[-] Sales Invoicing Select Invoice</li> <li>[-] Sales Keys</li> <li>[-] Startup Data</li> <li>[-] Status Codes</li> <li>[-] Status History</li> <li>[-] System Notes</li> <li>[-] System Preferences</li> <li>[-] Tables to Attach - General</li> <li>[-] Tables to Attach - Trading</li> <li>[-] Target Status</li> <li>[-] Tax Authorities</li> <li>[-] Tax Code Lookup</li> <li>[-] Tax Codes</li> </ul>	<ul style="list-style-type: none"> <li>[-] Tax Table</li> <li>[-] Temporary Balance Sheet</li> <li>[-] Temporary Customer Data</li> <li>[-] Temporary General Ledger</li> <li>[-] Temporary General Ledger Balances</li> <li>[-] Temporary GL Detail</li> <li>[-] Temporary Invoice Detail</li> <li>[-] Temporary Invoice Header</li> <li>[-] Temporary Item Aging</li> <li>[-] Temporary Item Costing Data</li> <li>[-] Temporary Items Sold to Customers</li> <li>[-] Temporary Job Data</li> <li>[-] Temporary Job Expenses</li> <li>[-] Temporary Line Item Assemblies</li> <li>[-] Temporary Line Item Components</li> <li>[-] Temporary Line Item History</li> <li>[-] Temporary Quantity On Hand</li> <li>[-] Temporary Sales Journal Detail</li> <li>[-] Temporary Sales Journal Header</li> <li>[-] Ticket Register</li> <li>[-] Unit Measure</li> <li>[-] UPSInfo</li> <li>[-] UPSShipHeader</li> <li>[-] UPSShipManifestPackage</li> <li>[-] UPSShipPackages</li> <li>[-] User Role</li> <li>[-] Users</li> <li>[-] Vendor Detail</li> <li>[-] Vendor Header</li> <li>[-] Vendor Insurance</li> <li>[-] Vendor Lookup</li> <li>[-] Vendor Remit To Address</li> <li>[-] Version</li> <li>[-] Work List Detail</li> <li>[-] Work List Header</li> </ul>
--	--	---	---	---	---

# Access Database Objects: Queries

Queries use SQL to organize views of data. (See next page for Journals)

Create query in Design view	qry Chart Header	qry Income Statement Expenses	qry Quantity On Hand All
Create query by using wizard	qry Chart Lookup	qry Income Statement Revenues	qry Quote Journal Detail
aa qry JrnlHdr	qry Cost Of Sales	qry Inventory Adjustment Journal	qry Quote Journal Header
aa qry JrnlRow	qry Cost Of Sales Report	qry Inventory Adjustments by Job	qry Sales by Item Monthly Summary
aa qry Temp	qry Cost Per Item	qry Inventory BegBal Total	qry Sales by Item Report
aaQry_CR_Details	qry Customer Contacts	qry Inventory Beginning Balances	qry Sales by Job Report
aaQry_CR_Header	qry Customer List	qry Inventory Cost	qry Sales by Sales Rep Report
Assembly Adjustment Journal Detail	qry Customer Lookup	qry Inventory Cost1	qry Sales by Sales Rep Report 1
Assembly Adjustment Journal Header	qry Customer Mailing Labels	qry Inventory Sales	qry Sales by Sales Rep Report 2
Cash Disbursement Journal Detail	qry Customer Master File	qry Inventory Sales by Period	qry Sales Invoicing Select Invoice by Date
Cash Disbursement Journal Header	qry Customer Notes	qry Invoice Register	qry Sales Invoicing Select Invoice by ID
Cash Receipt Journal Detail	qry Customer Notes to Print	qry Items Sold to Customers	qry Sales Invoicing Select Invoice by Reference
Cash Receipt Journal Header	qry Customer ShipTo Addresses	qry Job Data	qry Sales Journal Detail
Cash Receipt Journal Header 0	qry Customer ShipTo Custom Labels	qry Job Expenses - Actual	qry Sales Journal Header
General Journal Detail	qry Customer Tasks	qry Job Expenses - Estimated	qry Sales Order Items Sold
General Journal Header	qry Customer Tasks to Print	qry Job IDs	qry Sales Order Journal Detail
Inventory Adjustment Journal Detail	qry DaysToPay	qry Job Ledger	qry Sales Order Journal Header
Inventory Adjustment Journal Header	qry Default Employee EE Fields	qry Job Profitability Balance Fwd	qry Sales Reps
Payroll Journal Header	qry Default Employee ER Fields	qry Job Profitability Report	qry Tax Authorities
Payroll Journal Job Detail	qry Default Employee General Data	qry Job Tag New	qry Temporary GL Detail - All
Payroll Journal Pay Detail	qry Default Employee Pay Levels	qry Job Tag Sorted	qry Temporary GL Detail - Last
Purchase Journal Detail	qry Default GL Accounts	qry JrnlRow Count	qry Temporary GL Detail - Rollup
Purchase Journal Header	qry Default Inventory Data	qry Line Item Components	qry Ticket Register
Purchase Order Journal Detail	qry Default Price Levels	qry Line Item Components 1	qry Units Received
Purchase Order Journal Header	qry Default Vendor Data	qry Line Item Lookup	qry Unpaid Invoices
qry Aged Inventory 1	qry Employee EE Data	qry Line Items	qry Update Line Item History
qry Aged Receivables	qry Employee ER Data	qry Maintain Customer Invoice History	qry Users
qry Aged Receivables 1	qry Employee Header	qry Open Invoices by job	qry Vendor Header
qry Alarms	qry Employee Lookup	qry Paid Invoices by Sales Rep	qry Vendor Ledger
qry Alerts	qry Employee Pay Info	qry Payment Summary Report	qry Vendor Lookup
qry Assembly Adjustment Journal Report	qry Employee Payroll Detail	qry Payroll Journal Header	Quote Journal Detail
qry Attachments	qry Event Log	qry Payroll Journal Job Detail	Quote Journal Header
qry Audit Trail	qry General Journal	qry Payroll Journal Pay Detail	Sales Journal Detail
qry Beginning Balances	qry General Ledger	qry PeriodEndDate	Sales Journal Header
qry BOM Assembly Components	qry General Ledger Detail	qry Periods	Sales Order Journal Detail
qry BOM Items	qry General Ledger Trial Balance	qry Purchase Journal Detail	Sales Order Journal Header
qry BOM Latest History	qry General Ledger Trial Balance 1	qry Purchase Journal Header	sqry_Temporary_General_Ledger
qry Cash Disbursement Journal Header	qry General Ledger Trial Balance 2	qry Purchase Order Journal Detail	
qry Cash Receipt Journal Header	qry Income Statement Cost Of Sales	qry Purchase Order Journal Header	

- Assembly Adjustment Journal
- Cash Disbursement Journal
- Cash Receipt Journal
- General Journal
- Inventory Adjustment Journal
- Payroll Journal
- Purchase Journal
- Purchase Order Journal
- Quote Journal
- Sales Journal
- Sales Order Journal
- Sys Cost Journal

The Journal is divided into Header & Detail records.



























































ALL journals (12) are kept in just 2 tables:

JrnlHdr & JrnlRow

On the previous page you will see examples of each journal as a query which you can copy & modify for your own use. (You must have modest understanding of SQL or structured query language to use queries)



## Access Database Objects: Forms

 Create form in Design view	 Open Company
 Create form by using wizard	 Options
 About PAWCOM	 Pick Customer
 Attach Tables	 Receive Payment for Invoice
 Configuration	 Repair EventLog
 Default Customer Data	 Report List
 Demos	 Sales Invoicing
 Edit Customer Note	 Sales Invoicing Discount
 Edit Customer ShipTo Address	 Sales Invoicing Note
 Edit Customer Task	 Sales Invoicing PopUp Notes
 Edit Note Subform	 Sales Invoicing Print
 Expense Tickets	 Sales Invoicing Receive Payment
 Filtered Reports	 Sales Invoicing Select Invoice
 Invoice to Clipboard	 Select ending period
 Job Expenses Report	 Select Files
 <b>Main Menu</b>	 Select Job
 Maintain	 Select period range
 Maintain Company Information	 Ship To Address
 Maintain Customer Change ID	 Tasks
 Maintain Customer Contacts	
 Maintain Customer Contacts Short	
 Maintain Customer Custom Labels	
 Maintain Customer General Labels	
 Maintain Customer Invoice	
 Maintain Customer Invoice Item	
 Maintain Customer Notes	
 Maintain Customer ShipTo Addresses	
 Maintain Customer ShipTo Labels	
 Maintain Customer Tasks	
 Maintain Customer Terms	
 Maintain Customers	
 Maintain Inventory Item Add Component	
 Maintain Inventory Item Change ID	
 Maintain Inventory Item Prices Subform	
 Maintain Inventory Item Prices Subform2	
 Maintain Inventory Items	
 Maintain Vendor Change ID	
 Maintain Vendor Terms	
 Maintain Vendors	

Much of the work of manipulating data is done with forms. Form names are self-descriptive.

VBA code samples are provided for all forms. (Modest software engineering skills required)





































# Access Database Objects: Reports

- Create report in Design view
- Create report by using wizard
- rpt aa Test
- rpt Aged Inventory
- rpt Aged Receivables by Customer
- rpt Aged Receivables by Sales Rep
- rpt Alarms
- rpt Alerts
- rpt Assembly Adjustment Journal
- rpt Attachments
- rpt Audit Trail
- rpt Average Days To Payment
- rpt BOM Items
- rpt Cash Disbursement Journal
- rpt Cash Receipt Journal
- rpt Chart of Accounts
- rpt Company Information
- rpt Cost Codes
- rpt Cost of Sales
- rpt Customer List
- rpt Customer Mailing Labels
- rpt Customer Master File
- rpt Customer Note
- rpt Customer Notes
- rpt Customer Task
- rpt Customer Tasks
- rpt Default Customer Data
- rpt Default Employee EE Fields
- rpt Default Employee ER Fields
- rpt Default Employee General Data
- rpt Default Employee Pay Levels
- rpt Default GL Accounts
- rpt Default Inventory Data
- rpt Default Job Data
- rpt Default Price Levels**
- rpt Default Ship Method
- rpt Default Statement Data
- rpt Default Tax Types
- rpt Default Vendor Data
- rpt Employee EE Data
- rpt Employee ER Data
- rpt Employee Pay Info
- rpt Employee Payroll Detail
- rpt Employees
- rpt Event Log
- rpt General Data
- rpt General Journal
- rpt General Ledger
- rpt General Ledger Trial Balance
- rpt Income Statement
- rpt Income Statement Cost Of Sales
- rpt Income Statement Expenses
- rpt Income Statement Revenues
- rpt Inventory Adjustment Journal
- rpt Inventory Adjustments by Job
- rpt Inventory Sales by Customer
- rpt Inventory Sales by Zipcode
- rpt Invoice
- rpt Invoice Detail
- rpt Invoice Register
- rpt Item Costing
- rpt Items Sold To Customers
- rpt Job Data
- rpt Job Expenses
- rpt Job Profitability
- rpt Job Profitability Detail
- rpt Job Profitability Summary
- rpt Line Item Assemblies
- rpt Line Item Labels
- rpt Line Items
- rpt Packing Slip
- rpt Packing Slip Detail
- rpt Paid Invoices by Sales Rep
- rpt Payment Summary
- rpt Payroll Journal Header
- rpt Payroll Journal Job Detail
- rpt Payroll Journal Pay Detail
- rpt Phase Codes
- rpt Profit Margin Report by Sales Rep
- rpt Purchase Journal Detail
- rpt Purchase Journal Header
- rpt Purchase Order Journal Detail
- rpt Purchase Order Journal Header
- rpt Quote Journal Detail
- rpt Quote Journal Header
- rpt Sales by Item
- rpt Sales by Item Monthly Summary
- rpt Sales by Item Summary
- rpt Sales by Sales Rep
- rpt Sales Journal Detail
- rpt Sales Journal Header
- rpt Sales Open by Job
- rpt Sales Order Items Sold Daily
- rpt Sales Order Journal Detail
- rpt Sales Order Journal Header
- rpt Sales Tax Codes
- rpt Tax Authorities
- rpt Tax Table
- rpt Ticket Register
- rpt Unpaid Invoices
- rpt Users
- rpt Vendor Ledger
- rpt Vendor List
- rpt Vendor Master File

Extensive report examples are provided. From these you have report designs you can copy & modify for your own use.

In addition there are many VBA code samples for the reports which you can copy & modify for your own use.

# Access Database Objects: VBA Code Samples

 32-bit Specific Support	 JrnRow functions
 aaStd_mwClearTables	 JrnISNo functions
 Address functions	 Line Item functions
 Aflocat	 Memorized Transaction functions
 Alarm functions	 Payment_Method_Functions
 Alert functions	 Phase Code functions
 Attach tables	 PostDialog function
 Attachments functions	 Purchase Journal functions
 Audit Trail functions	 Quantity Discount functions
 Bank Reconciliation functions	 Raise History functions
 BOM History functions	 Receipt Tag functions
 BOM Items functions	 Recurring Transaction functions
 Btrieve functions	 Roles functions
 Cash Receipt Journal functions	 Sales Journal functions
 Change Order functions	 Status functions
 Chart functions	 Structures
 Company Info Functions	 Summary functions
 Contact functions	 Support functions
 Cost Code functions	 Support functions 2
 Customer functions	 Support functions 3
 Default Functions	 System Preferences functions
 Demonstration functions	 Target functions
 Demonstration Support functions	 Tax Authority functions
 Employee functions	 Tax Code functions
 Error Handling	 Tax Table functions
 Eventlog functions	 Ticket Register functions
 General Data functions	 Unit Measure
 General Journal functions	 UPS Data
 Globals	 User functions
 Globals2	 Vendor functions
 Group Data functions	 VendorInsurance
 Inventory Adjustment Journal functions	 Work Ticket functions
 Inventory Chain functions	
 Inventory Cost functions	
 Job Data functions	
 Job Estimate functions	
 Journal functions	
 Journal Support Functions	
 JrnHdr functions	

All of the MS Access objects use VBA code which is provided in modules.

Module names are in most cases self-explanatory.

You should be careful to copy & modify the sample code so as not to break the MS Access front end functionality.

Modest VBA programming skills required.